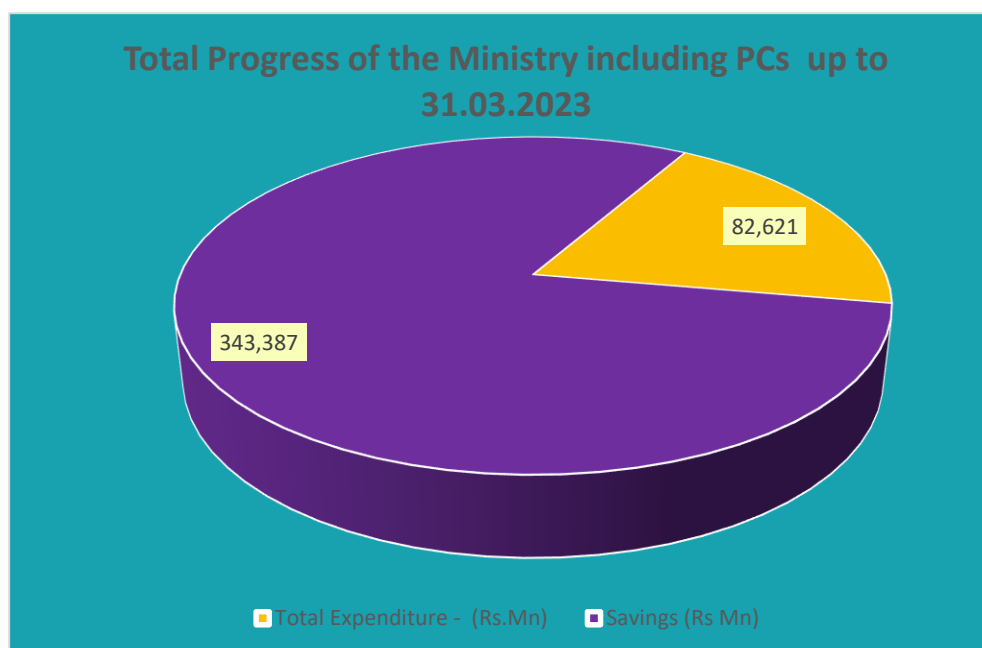


# Ministry of Public Administration, Home Affairs, Provincial Councils and Local Government

## Financial Progress up to 31.03. 2023

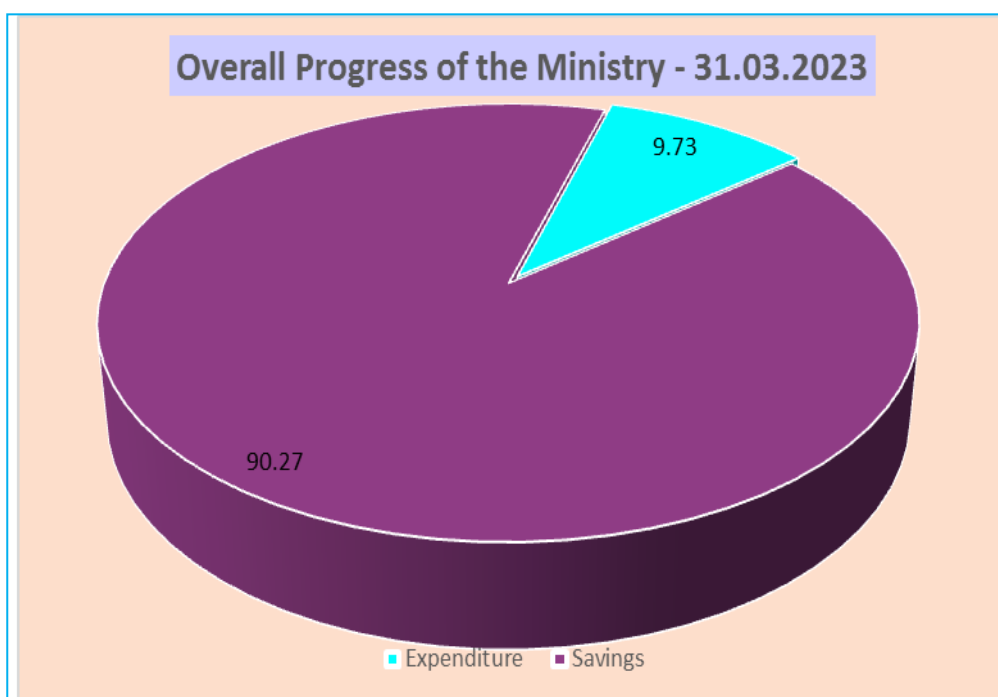
### 1. Total Financial Progress of the Ministry

	Provision	Expenditure
Operational	383	59
Local Projects	2,625	0.0
Foreign Projects	43,750	4,492
Provincial Councils	379,250	78,070
	<b>426,008</b>	<b>82,621</b>



## 2. Financial Progress of the Ministry up to 31.03. 2023

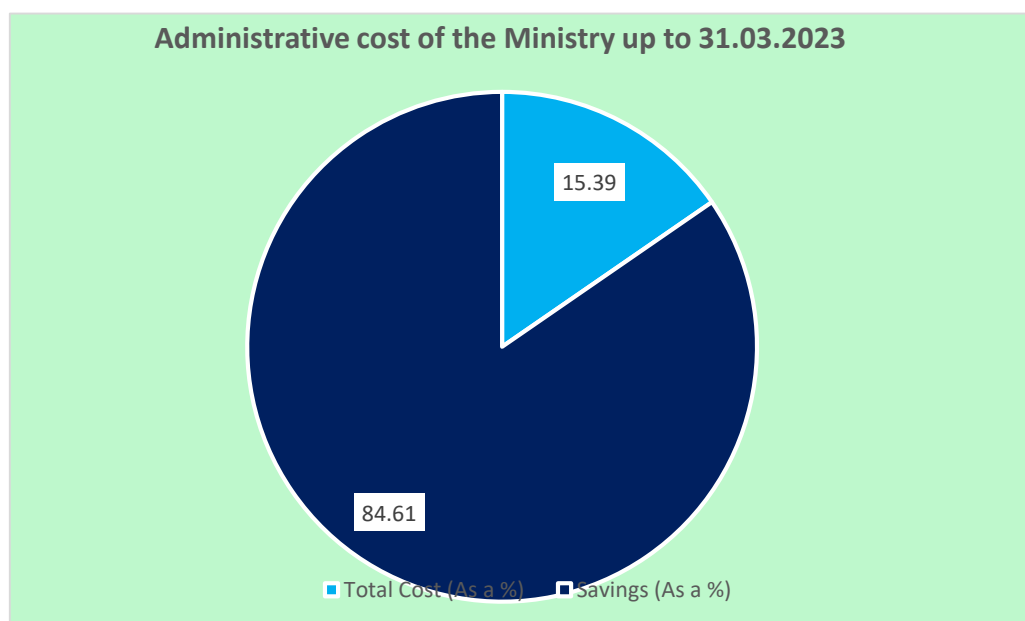
	Provision	Expenditure	Savings
Operational	383.28	59.00	324.28
Local Projects	2,625.00	0.05	2,624.95
Foreign Projects	43,750.00	4,491.80	39,258.20
<b>Total</b>	<b>46,758.28</b>	<b>4,550.85</b>	<b>42,207.43</b>
		<b>Expenditure</b>	<b>Savings</b>
As a %		9.73	90.27



### 3. Progress of the Administrative Expenses

Rs.Mn

	Total Provision	Total Expenditure	Savings
Administrative Cost	383	59	324
As a %		<b>15.39</b>	<b>84.61</b>



#### 4. Financial Progress of the Local Projects as at 31.03. 2023

Rs.Mn

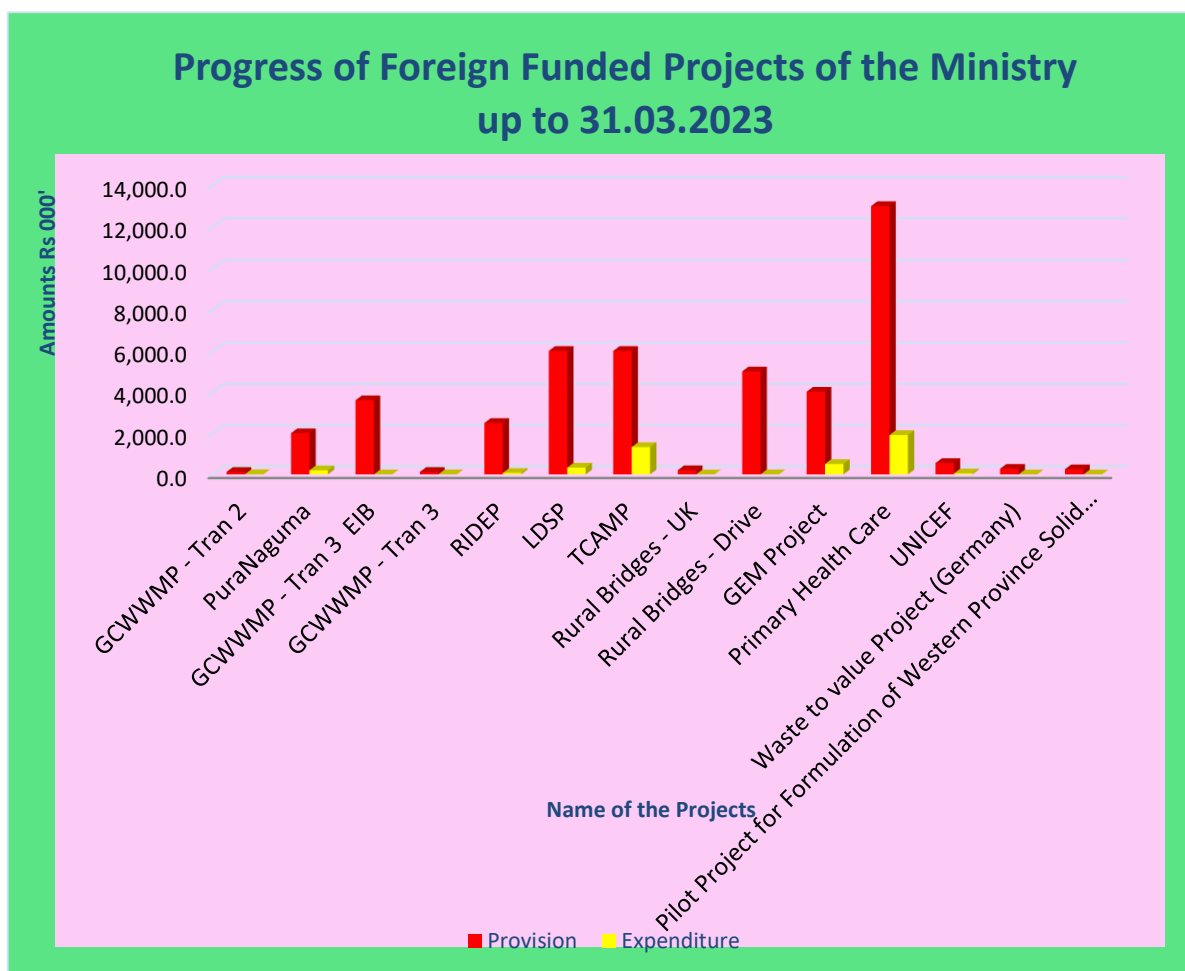
Name of the Project	Provision	Expenditure	% of Expenditure
Strengthening of PSs	55.0	0.0	0.0%
Establishment of Data Base	30.0	0.0	0.0%
Local Authority Library Development	15.0	0.0	0.0%
Performance Competition - Swarnapura	5.0	0.0	0.0%
Upgrading Infrastructure of Newly established LAs	20.	0.0	0.0%
Other Capital Expenditure	1,500.0	0.0	0.0%
Solid Waste Management Project	300.0	0.0	0.0%
Strengthening of LAs- Capital	200.0	0.0	0.0%
Waste Management and Infrastructure Development in Pradeshiya Sabah	500.0	0.1	
<b>Total</b>	<b>2,625.0</b>	<b>0.1</b>	<b>0.0%</b>
<b>Expenditure as a %</b>			



## 5. Progress of Foreign Funded Projects - 31.03. 2023

Rs.Mn.

Name of the Project	Provision	Expenditure
GCWWMP	120.0	92.7
GCWWMP - Tran 2	120.0	10.0
Pura Neguma	2,000.0	196.4
GCWWMP - Tran 3 EIB	3,600.0	0.0
GCWWMP - Tran 3	120.0	3.3
RIDEP	2,500.0	69.3
LDSP	6,000.0	328.6
TCAMP	6,000.0	1,327.6
Rural Bridges - UK	200.0	0.0
Rural Bridges - Drive	5,000.0	1.7
GEM Project	4,015.0	505.6
Primary Health Care	13.0	1910.0
UNICEF	550.0	46.6
Waste to value Project (Germany)	275.0	0.0
Pilot Project for Formulation of Western Province Solid Waste Management Master Plan (GOSL / JICA)	250.0	
<b>Total</b>	<b>43,750.0</b>	<b>4,491.8</b>
<b>Progress as a %</b>		<b>10.27</b>



## 6. Financial Progress of the Provincial Councils up to 31.03. 2023

Provincial Council	Rs. Mn.	
	Provision	Expenditure
Western	65,229.00	13,815.00
Central	44,817.00	9,151.00
Southern	47,300.00	10,621.00
Northern	34,550.00	7,425.00
North western	43,526.00	9,315.00
North Central	28,331.00	5,154.00
Uva Province	32,801.00	6,429.00
Sabaragamuwa	43,677.00	8,071.50
Eastern	39,019.00	8,088.50
<b>total</b>	<b>379,250.00</b>	<b>78,070.00</b>

