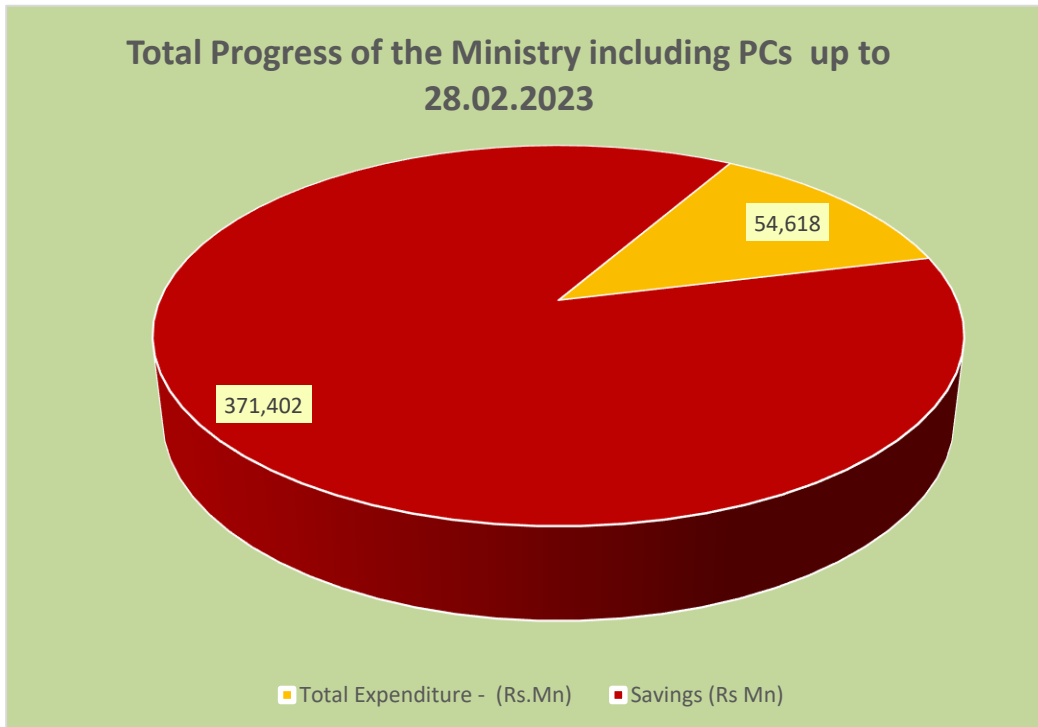


**Ministry of Public Administration, Home Affairs, Provincial
Councils and Local Government**

Financial Progress up to 28.02. 2023

1. Total Financial Progress of the Ministry

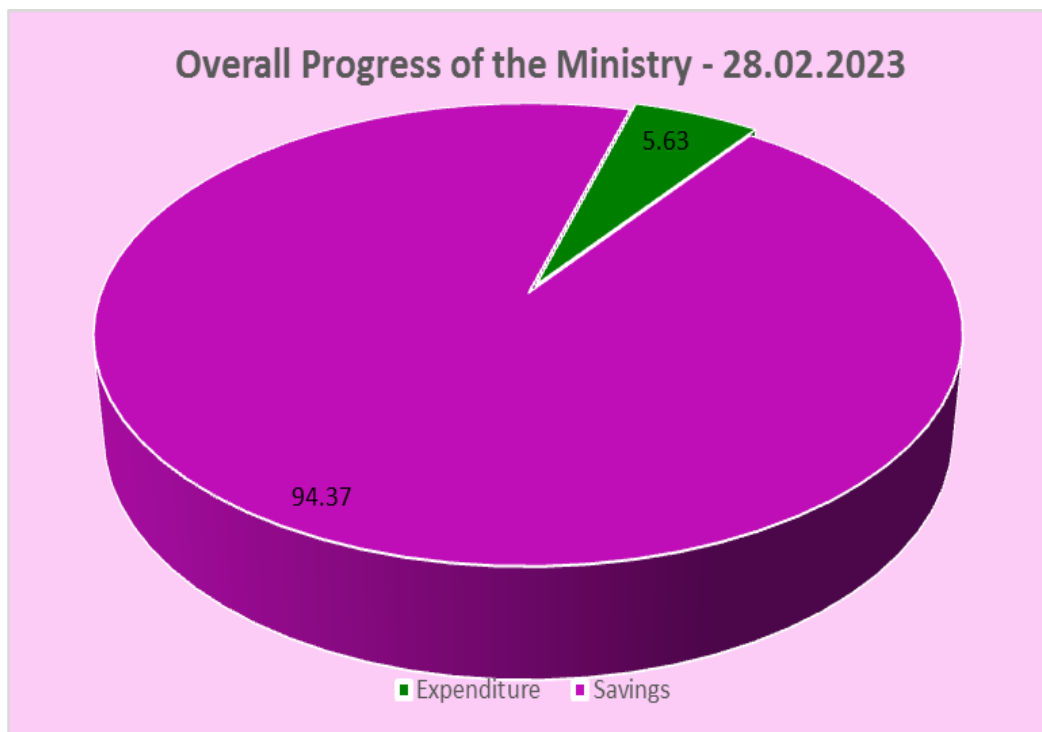
	Provision	Expenditure
Operational	395	42
Local Projects	2,625	0.0
Foreign Projects	43,750	2,592
Provincial Councils	379,250	51,984
	412,783	54,618
	Progress as a %	13.23



2. Financial Progress of the Ministry up to 28.02. 2023

	Provision	Expenditure	Savings
Operational	395.00	41.78	353.22
Local Projects	2,625.00	0.00	2,625.00
Foreign Projects	43,750.00	2,592	41,157.78
Total	46,770.00	2,634.00	44,136.00
		Expenditure	Savings
As a %		5.63	94.37

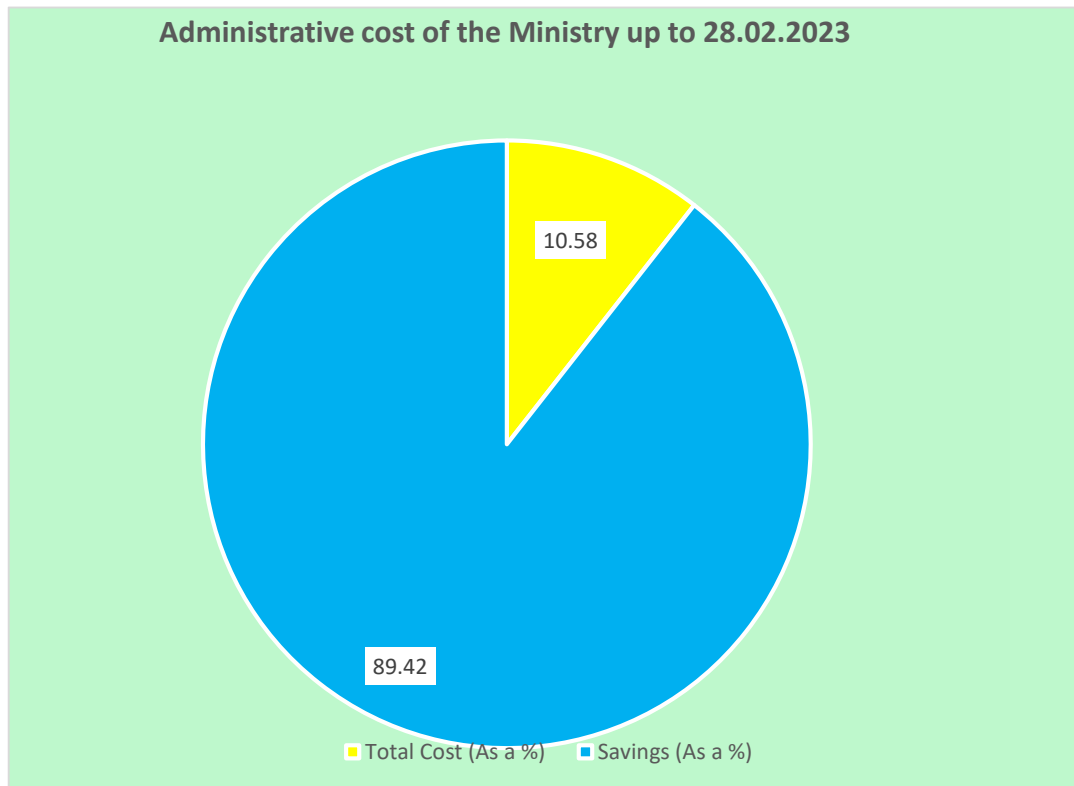
Rs.Mn



3. Progress of the Administrative Expenses

Rs.Mn

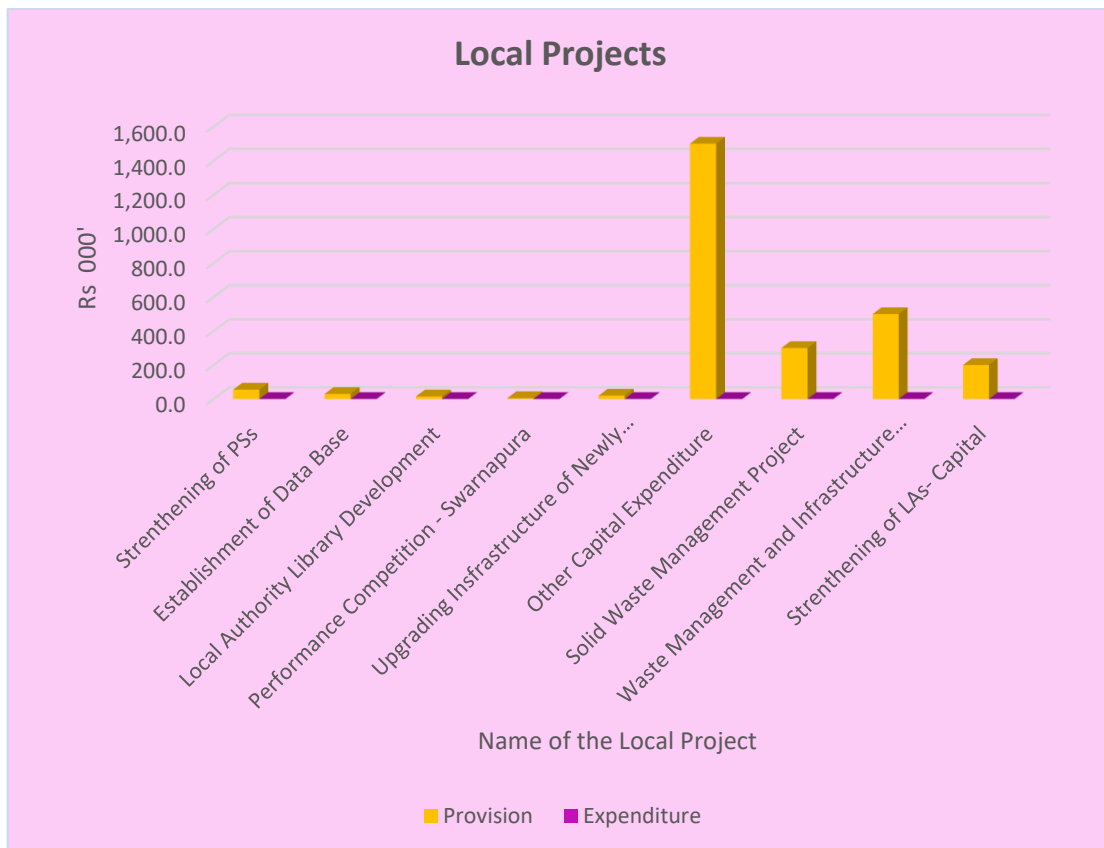
	Total Provision	Total Expenditure	Savings
Administrative Cost	395	42	353
As a %		10.58	89.42



4. Financial Progress of the Local Projects as at 28.02. 2023

Rs.Mn

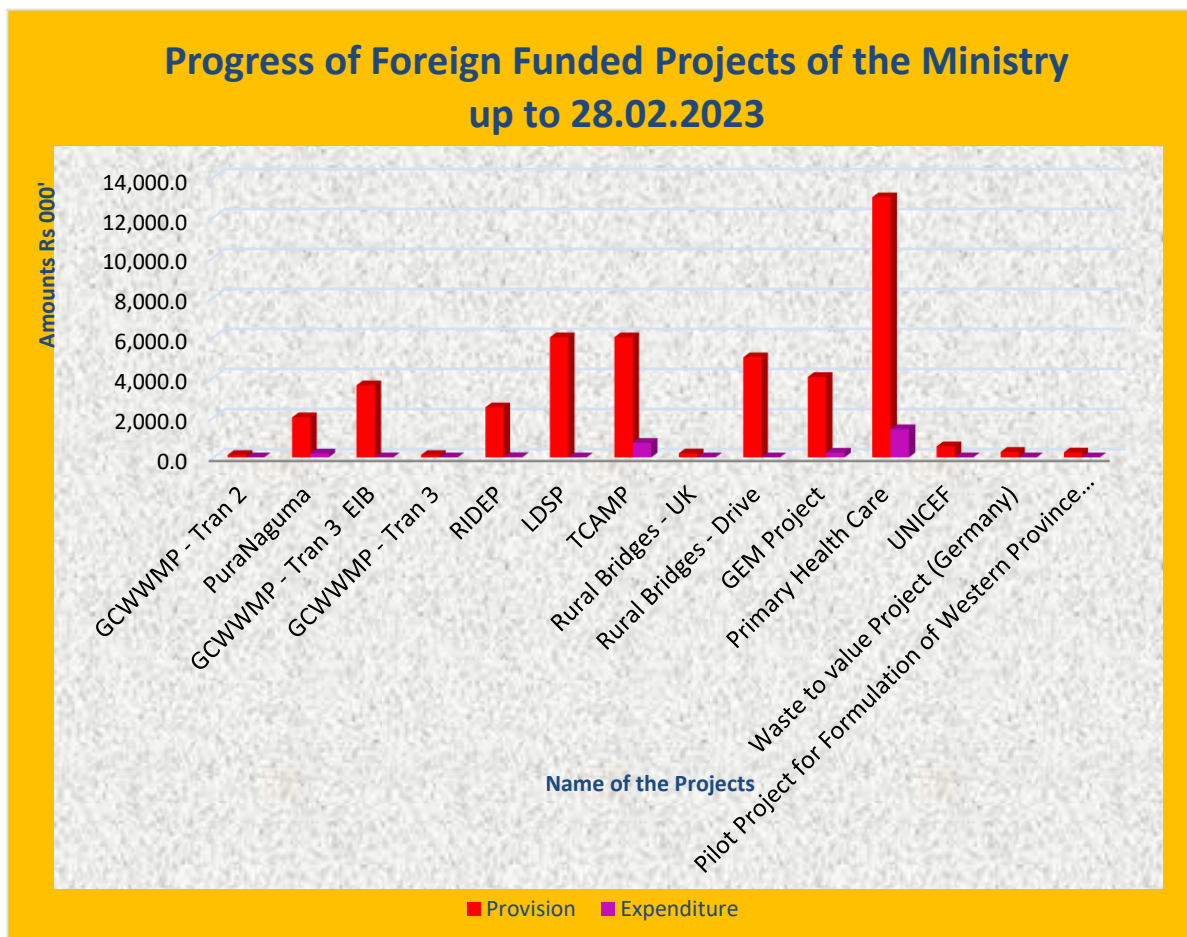
Name of the Project	Provision	Expenditure	% of Expenditure
Strengthening of PSs	55.0	0.0	0.0%
Establishment of Data Base	30.0	0.0	0.0%
Local Authority Library Development	15.0	0.0	0.0%
Performance Competition - Swarnapura	5.0	0.0	0.0%
Upgrading Infrastructure of Newly established LAs	20.	0.0	0.0%
Other Capital Expenditure	1,500.0	0.0	0.0%
Solid Waste Management Project	300.0	0.0	0.0%
Strengthening of LAs- Capital	200.0	0.0	0.0%
Waste Management and Infrastructure Development in Pradeshiya Sabah	500.0	0.0	0.0%
Total	2,625.0	0.0	
Expenditure as a %		0.00	0.0%



5. Progress of Foreign Funded Projects - 28.02. 2023

Rs.Mn.

Name of the Project	Provision	Expenditure
GCWWMP	120.0	8.3
GCWWMP - Tran 2	120.0	0.0
Pura Neguma	2,000.0	196.4
GCWWMP - Tran 3 EIB	3,600.0	0.0
GCWWMP - Tran 3	120.0	0.0
RIDEP	2,500.0	13.4
LDSP	6,000.0	0.0
TCAMP	6,000.0	725.3
Rural Bridges - UK	200.0	0.0
Rural Bridges - Drive	5,000.0	1.0
GEM Project	4,015.0	237.8
Primary Health Care	13.0	1,410.0
UNICEF	550.0	0.0
Waste to value Project (Germany)	275.0	0.0
Pilot Project for Formulation of Western Province Solid Waste Management Master Plan (GOSL / JICA)	250.0	
Total	43,750.0	2,592.2
Progress as a %		5.93



6. Financial Progress of the Provincial Councils up to 28.02. 2023

Provincial Council	Rs. Mn.	
	Provision	Expenditure
Western	65,229.00	9,210.00
Central	44,817.00	6,074.00
Southern	47,300.00	7,078.00
Northern	34,550.00	4,950.00
North western	43,526.00	6,210.00
North Central	28,331.00	3,436.00
Uva Province	32,801.00	4,286.00
Sabaragamuwa	43,677.00	5,381.00
Eastern	39,019.00	5,359.00
total	379,250.00	51,984.00

