

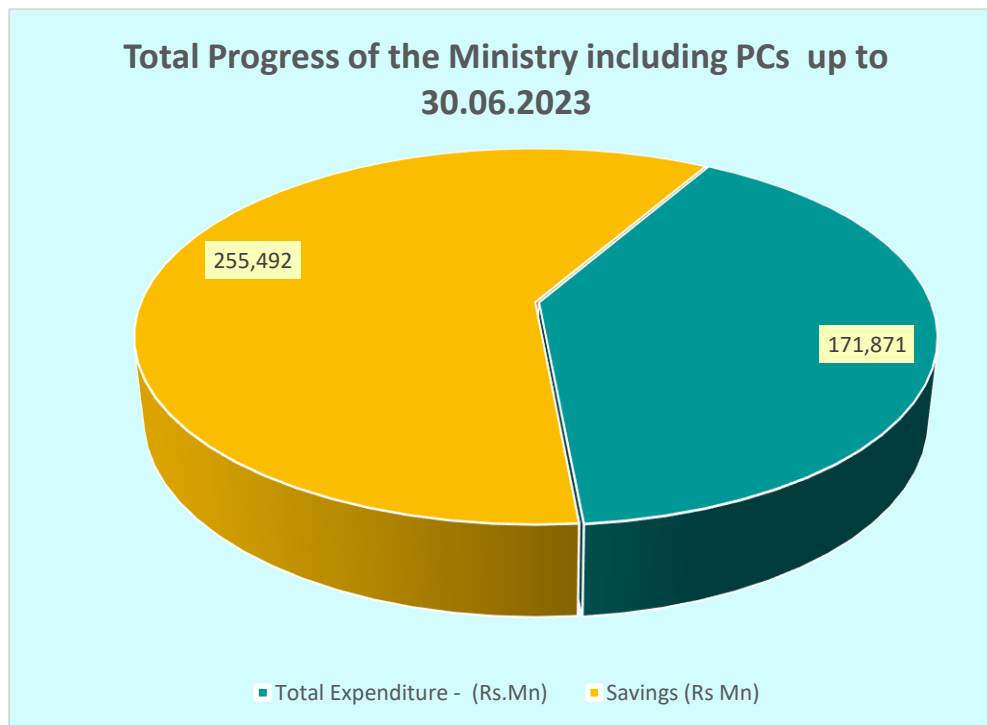
+

**Ministry of Public Administration, Home Affairs, Provincial
Councils and Local Government**

Financial Progress up to 30.06. 2023

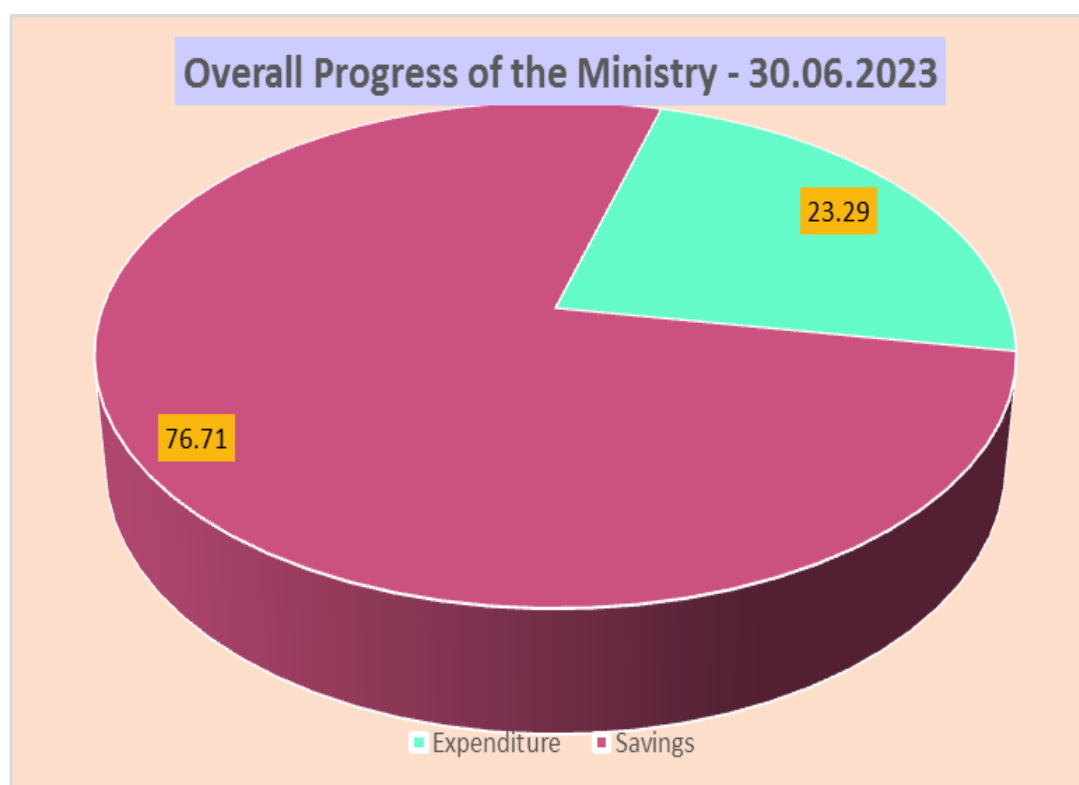
1. Total Financial Progress of the Ministry

	Provision	Expenditure
Operational	383	131
Local Projects	2,625	1,481
Foreign Projects	45,104	9,593
Provincial Councils	379,250	160,666
	427,362	171,871



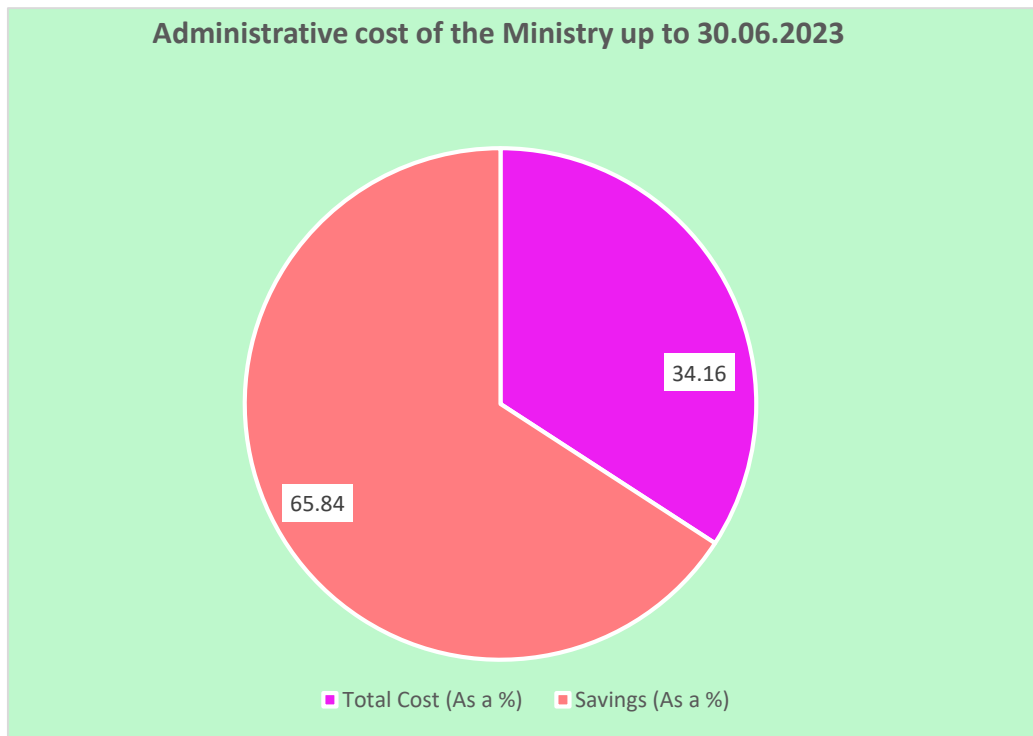
2. Financial Progress of the Ministry up to 30.06. 2023

Rs.Mn			
	Provision	Expenditure	Savings
Operational	383.28	130.94	252.34
Local Projects	2,625.00	1,481.25	1,143.75
Foreign Projects	45,104.00	9,592.80	35,511.21
Total	48,112.28	11,204.98	36,907.30
		Expenditure	Savings
As a %		23.29	76.71



3. Progress of the Administrative Expenses

	Rs.Mn		
	Total Provision	Total Expenditure	Savings
Administrative Cost	383	131	252
As a %		34.16	65.84



4. Financial Progress of the Local Projects as at 30.06. 2023

Rs.Mn

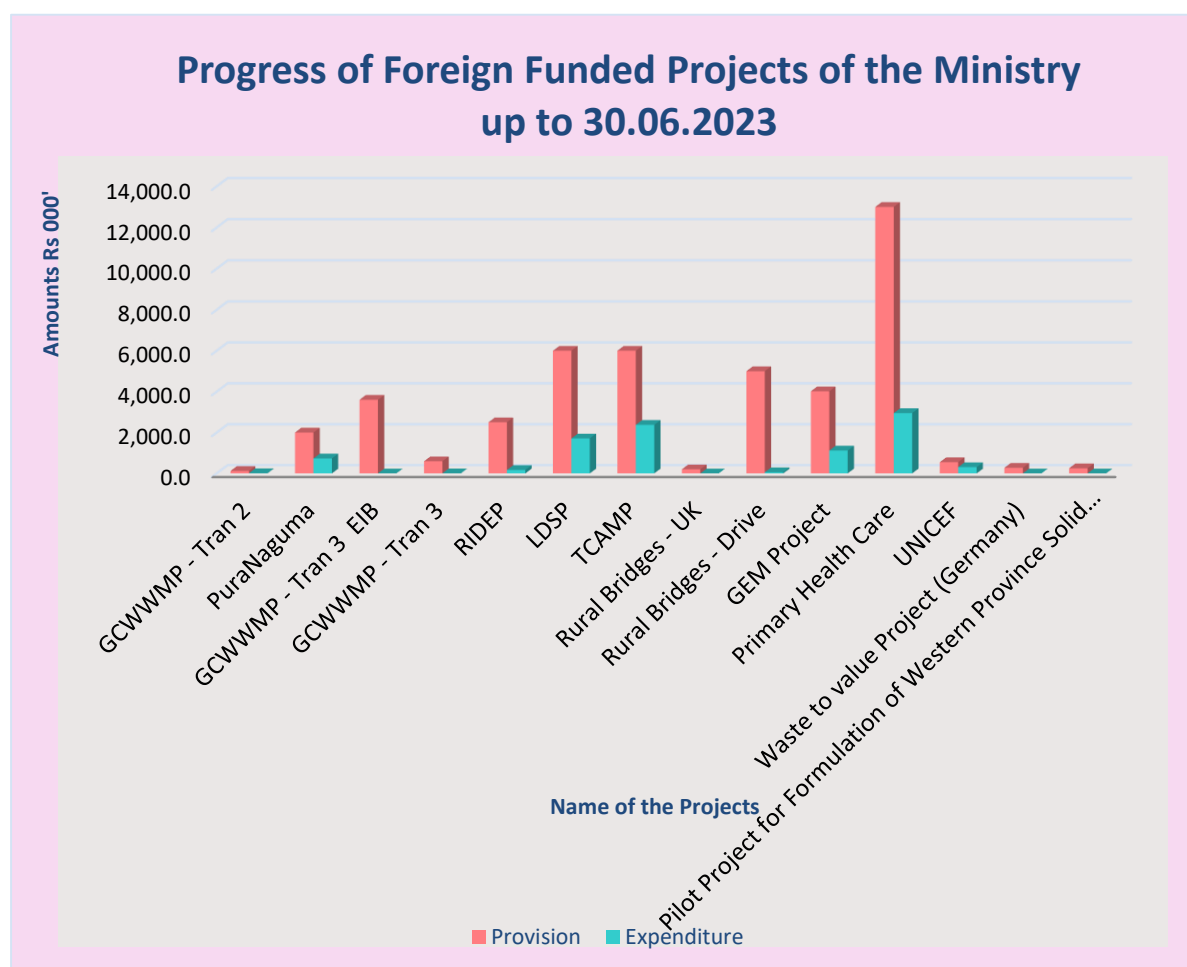
Name of the Project	Provision	Expenditure	% of Expenditure
Strengthening of PSs	55.0	0.4	0.7%
Establishment of Data Base	30.0	0.0	0.0%
Local Authority Library Development	15.0	0.0	0.0%
Performance Competition - Swarnapura	5.0	0.0	0.0%
Upgrading Infrastructure of Newly established LAs	20.0	0.0	0.0%
Other Capital Expenditure	1,500.0	1,313.7	87.6%
Solid Waste Management Project	300.0	2.8	0.9%
Strengthening of LAs- Capital	200.0	6.5	3.3%
Waste Management and Infrastructure Development in Pradeshiya Sabah	500.0	157.9	31.6%
Total	2,625.0	1,481.2	
Expenditure as a %			56%



5. Progress of Foreign Funded Projects - 30.06. 2023


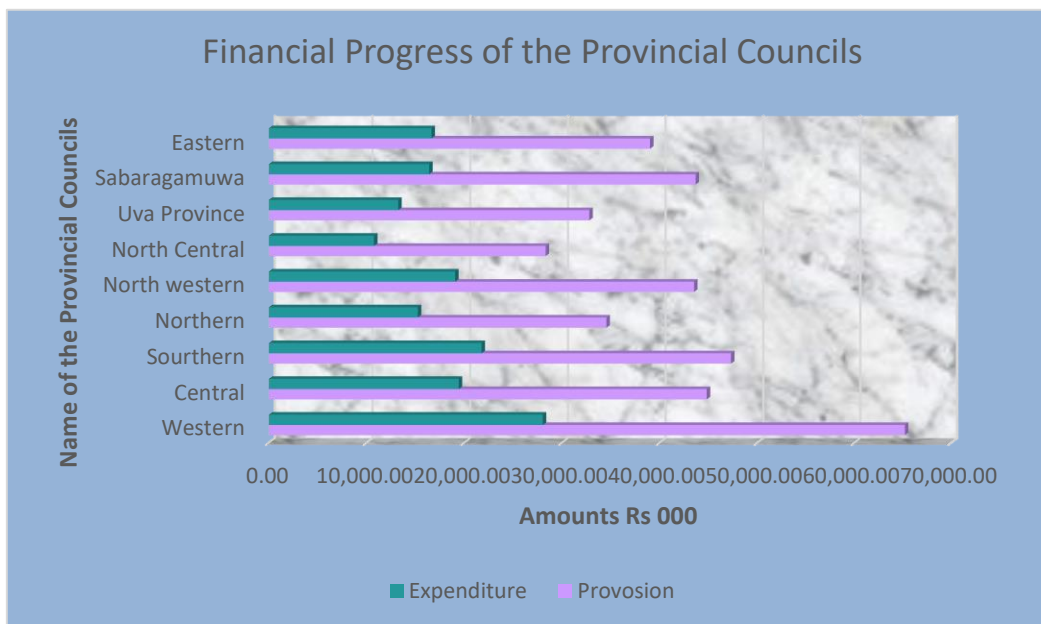
Rs.Mn.

Name of the Project	Provision	Expenditure
GCWWMP	1,000.0	168.3
GCWWMP - Tran 2	120.0	10.0
Pura Neguma	2,000.0	731.5
GCWWMP - Tran 3 EIB	3,600.0	0.0
GCWWMP - Tran 3	594.0	4.1
RIDEP	2,500.0	166.8
LDSP	6,000.0	1,709.6
TCAMP	6,000.0	2,374.0
Rural Bridges - UK	200.0	0.0
Rural Bridges - Drive	5,000.0	56.3
GEM Project	4,015.0	1,117.0
Primary Health Care	13,000.0	2,950.0
UNICEF	550.0	305.2
Waste to value Project (Germany)	275.0	0.0
Pilot Project for Formulation of Western Province Solid Waste Management Master Plan (GOSL / JICA)	250.0	0.0
Total	45,104.0	9,592.8
Progress as a %		21.93%



6. Financial Progress of the Provincial Councils up to 30.06. 2023

Provincial Council	Rs. Mn.	
	Provision	Expenditure
Western	65,229.00	28,045.04
Central	44,817.00	19,443.99
Southern	47,300.00	21,773.25
Northern	34,550.00	15,250.63
North western	43,526.00	19,070.33
North Central	28,331.00	10,771.61
Uva Province	32,801.00	13,250.64
Sabaragamuwa	43,677.00	16,413.16
Eastern	39,019.00	16,647.01
total	379,250.00	160,665.66



-